

Guideline and Procedure to avail Incubation Support

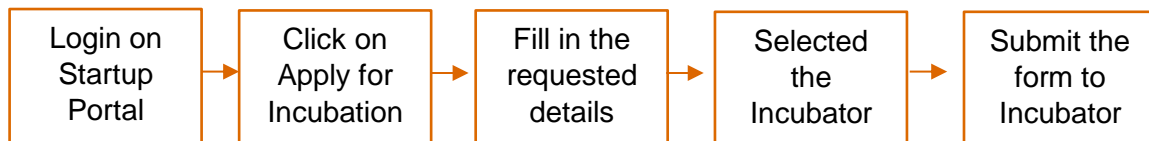
Directorate of Industries
Government of Uttarakhand
Patel Nagar, Dehradun 248001, Uttarakhand

I. Guidelines and procedure for availing Incubation Support by Startups recognized under Uttarakhand Startup Policy

Startups eligible for Incubation Support

- a) To avail incubation support, startups should have been recognized by the Uttarakhand Startup Council
- b) Any recognized startup operating from or in Uttarakhand can apply for the incubation support in any state recognized incubation center
- c) Startup led by Women/SC/ST/Physically handicapped* person will be provided incubation at any recognized incubation centre at 25% subsidy
(*) Note: The person(s) from respective category should be holding 51% stake in the company and should be an active member of the company and in its day to day operation)
- d) Incubation shall be provided to recognized startup through state mechanism maximum for a period of 18 months.

II. Process flow

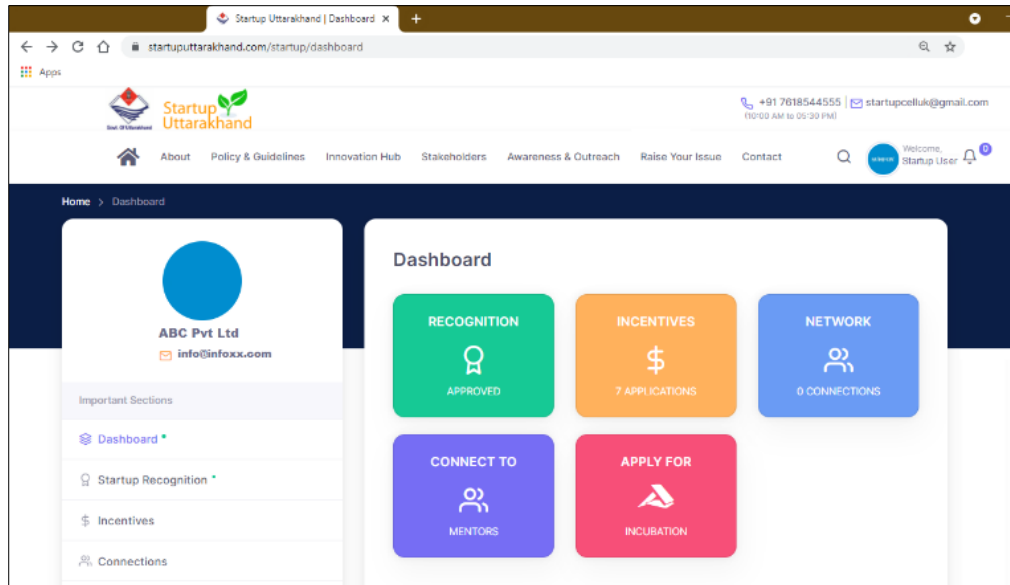


III. Procedure for availing incubation support

Application Process

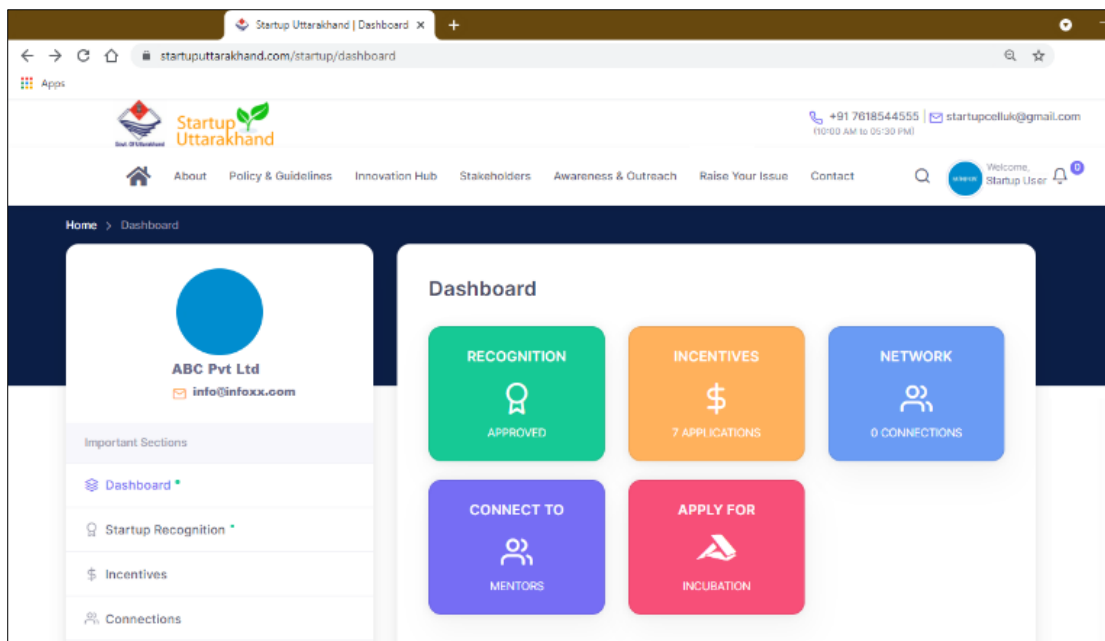
Step 1

All recognized and eligible startups shall apply for the Incubation support by visiting Startup Uttarakhand Portal i.e. <https://startuputtarakhand.com/> and logging into their User Account.



Step 2

After logging in to the account, the startup shall click on **Apply for Incubation** at the Dashboard.



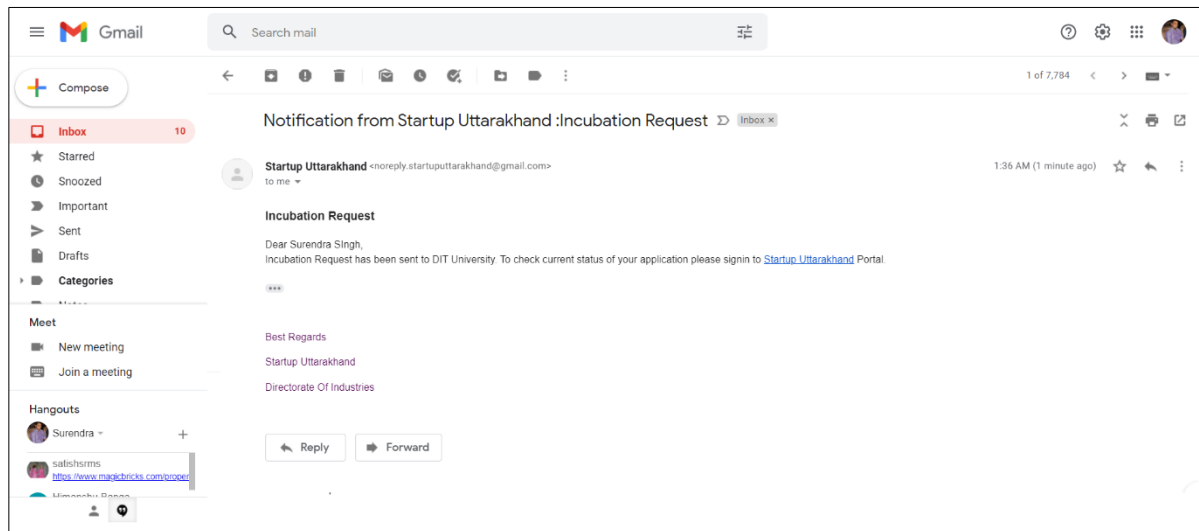
Step 3

The applicant startup will be asked to fill basic information and once the details are filled, it shall submit the application to selected incubator.

The screenshot shows a web browser window with the URL startuputtarakhand.com/startup/add-incubation-request. The page is titled "Request for Incubation Support" and includes a "Back to List" link. An "Important Note" section lists three points: 1. 25% subsidy for Women/SC/ST/Physical Handicapped startups; 2. Founders must hold 51% equity and be active members; 3. Incubation period is up to 18 months. The form fields include: Entry Name (Sunfox Technologies Pvt Ltd), Applicant Name (Applicant Name), Mobile No. (Mobile No.), Email Address (rajat@sunfox.in), Incubator (dropdown menu), Date From (dd-mm-yyyy), Date To (Maximum 18 months from Date From), Facilities Required (checkboxes for Co-working Space, Makers Lab, Corporate Connect, Investors Connect, Mentorship Support, Any Other), and Updated Pitch Deck (Choose file... button). At the bottom, there are "Save as Draft" and "Send to Incubator" buttons.

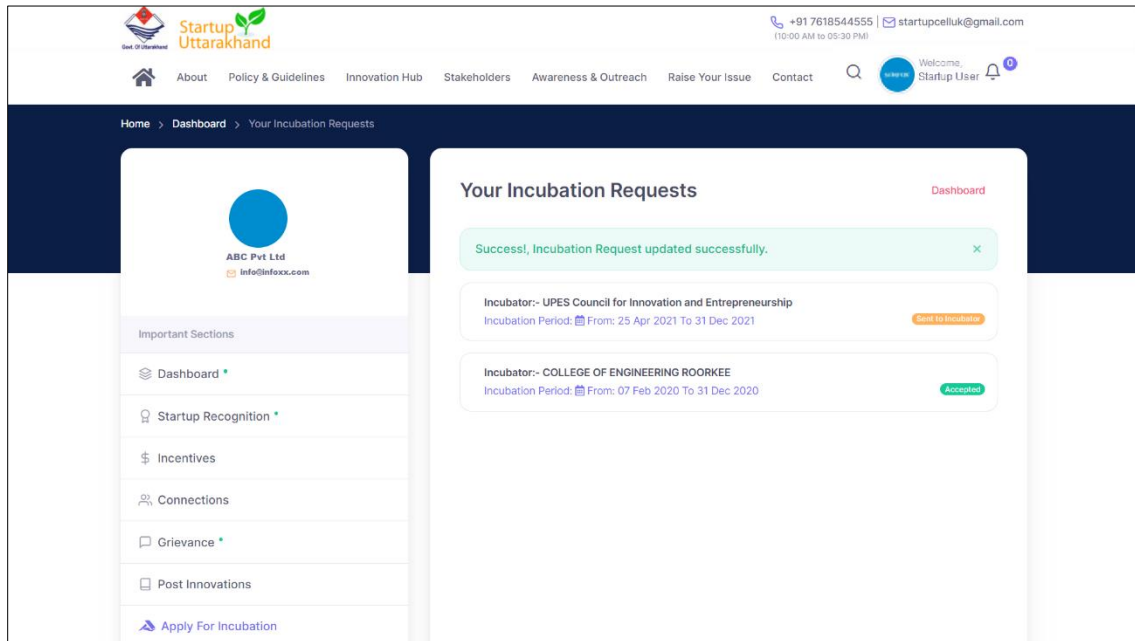
Step 4

Upon submission of request, a confirmation mail is sent to startup and incubator notifying that the application has been submitted / received.



Step 5

After submission, the applicant can track the status of application by visiting the dashboard after logging in to the user account.



Step 6

Up on acceptance of the application for incubation, a notification of acceptance will be sent to the applicant startup on its registered e-mail id & notification on dashboard.

