

Guideline and Procedure to avail Mentorship Support

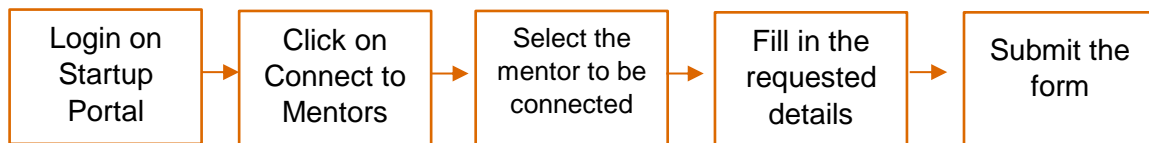
Directorate of Industries
Government of Uttarakhand
Patel Nagar, Dehradun 248001, Uttarakhand

I. Guidelines and procedure to avail Mentorship Support by Startups recognized under Uttarakhand Startup Policy 2018

Startups eligible for Mentorship Support

- a) To avail mentorship support, startups should have been recognized by the Uttarakhand Startup Council
- b) Any recognized startup operating from or in Uttarakhand can apply for the mentorship support through Uttarakhand startup portal or through any state recognized incubation center
- c) To avail mentorship at Incubation Center, respective startup has to enroll for incubation program after logging in to the user account

II. Process flow

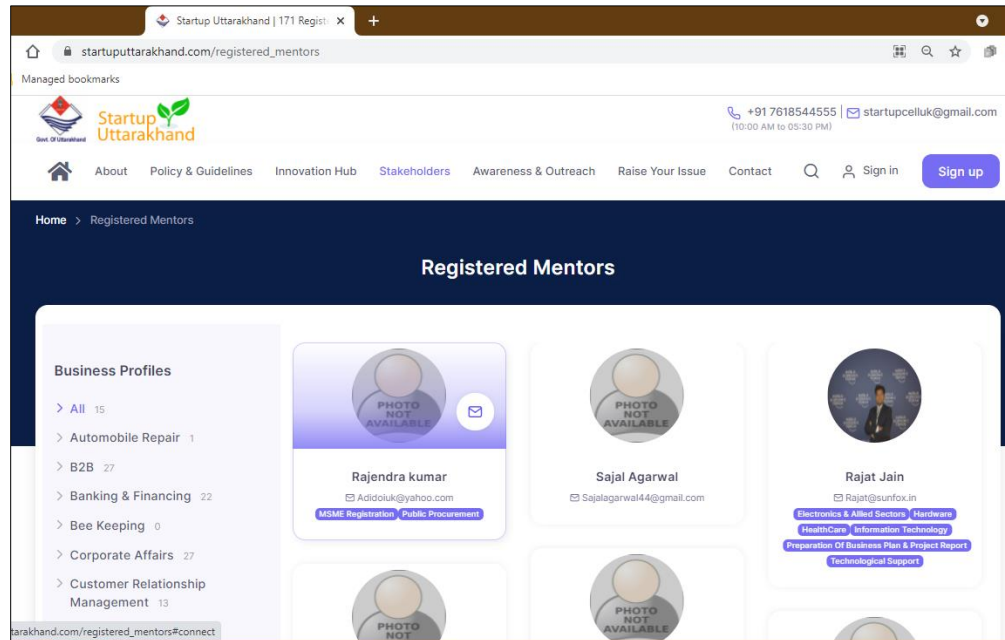


III. Procedure for availing mentorship support

Application Process

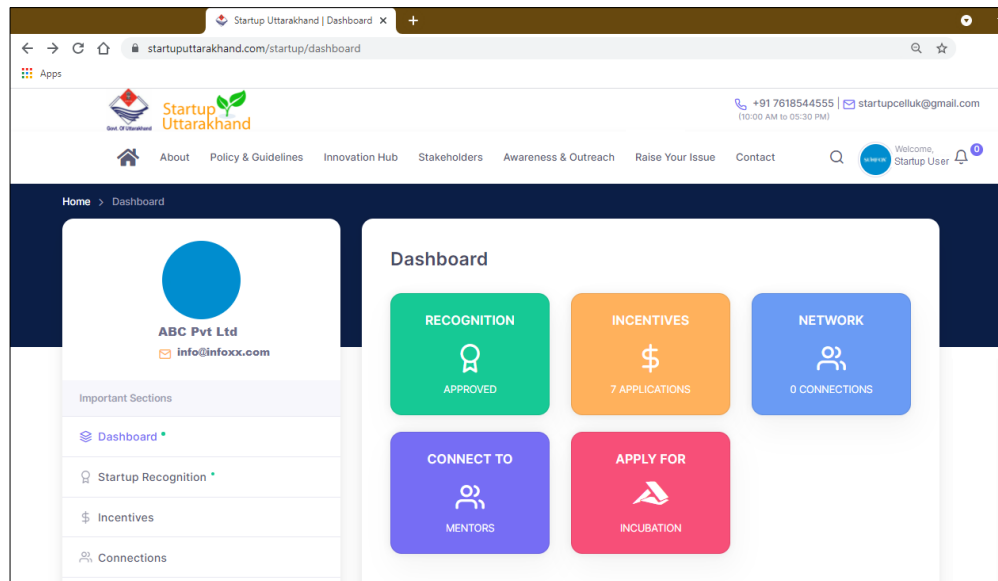
Step 1

Any registered user of Uttarakhand Startup Portal can connect to the mentors registered with Startup Uttarakhand by visiting Startup Uttarakhand Portal. Click on the Mentorship sub-menu under the Stakeholder Tab or click on the link i.e. https://startuputtarakhand.com/registered_mentors



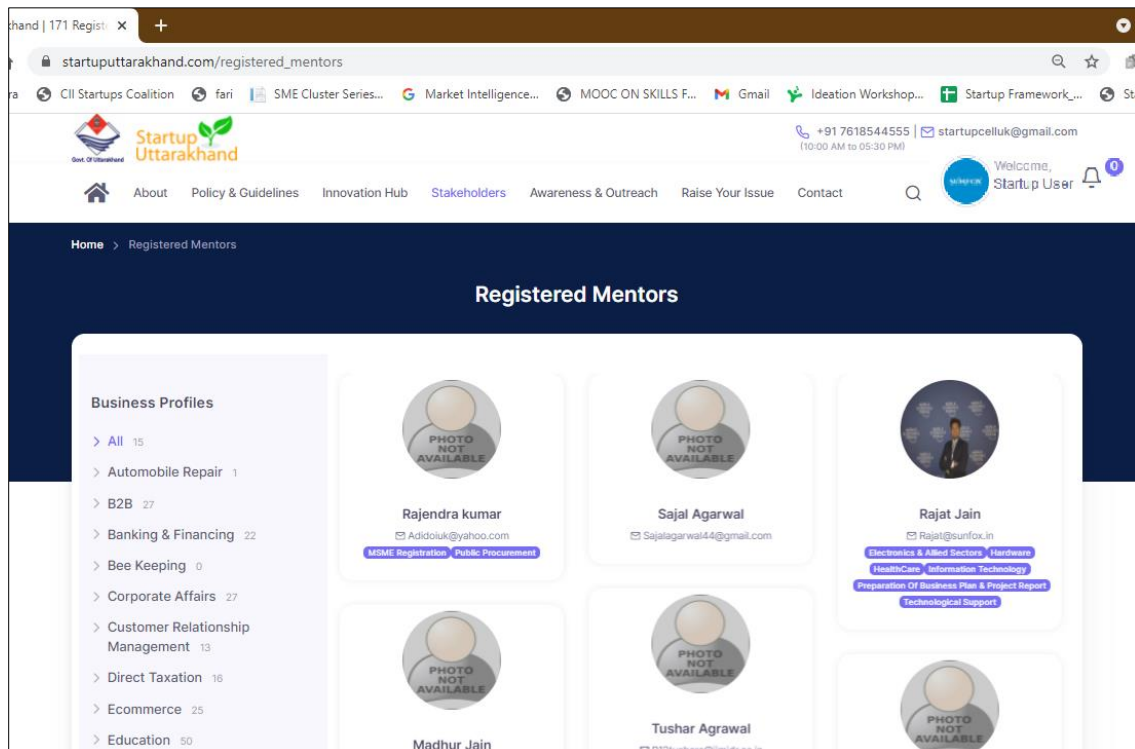
Step 2

Any recognized startup, can apply to avail mentorship support after logging in to the account at Startup Uttarakhand Portal. After logging in the account, the startup should click on **Connect to Mentors Tab** on the **Dashboard**.



Step 3

A list of the registered mentors will be displayed and the startup should click on the connect icon on the respective mentors profile, fill basic details and then submit the form to connect with them.



Step 4

Upon submission, a confirmation mail will be sent to startup on its registered email id.

The screenshot shows the 'Connect To Rajendra kumar' form on the Startup Uttarakhand website. The form is titled 'Connect To Rajendra kumar' and has a close button. It contains the following fields:

- Full name *: Sunfox Technologies Pvt Ltd
- Email address *: Info@sunfox.in
- Mobile No.: 8909838036
- Subject: Subject
- Message *: Write your message here

There is a 'Send Message' button and a 'Close' button. The background shows the website's navigation menu and a sidebar with 'Business Profiles'.

Step 5

Up on acceptance of the connection request, a notification of acceptance will be sent to the applicant startup on its registered e-mail id.

